




Pilot Guide to Airport Signs and Markings

Airport Markings

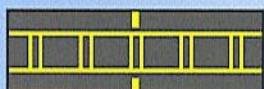


HOLDING POSITION:
Hold Short of Intersecting Rwy
Also Land and Hold Short Marking



MOVEMENT AREA BOUNDARY:
Defines Boundary of Movement
Area and Non-Movement Area

ATC permission is ALWAYS required to cross from the solid side to the dashed side




ILS CRITICAL AREA: Hold Short
During IMC Conditions



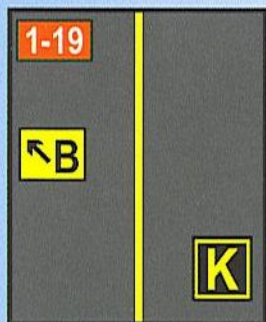
TAXIWAY/TAXIWAY HOLDING POSITION: Hold Short of Intersecting Taxiway When Directed by ATC



TAXIWAY EDGE: Defines Edge of Usable Full Strength Taxiway Pavement. Adjoining Pavement NOT Usable



DASHED TAXIWAY EDGE: Defines Edge Taxiway Where Adjoining Pavement or Apron IS Available for Taxi



SURFACE PAINTED HOLDING POSITION: Hold Short of Intersecting Runway on Twy

SURFACE PAINTED TAXIWAY DIRECTION: Direction & Designation of Intersecting Twy

SURFACE PAINTED TAXIWAY LOCATION: Identifies Twy on Which Aircraft is Located

Help Prevent Runway Incursions!



Pilot Guide to Airport Signs and Markings

Airport Signs — Action or Purpose

4-22


TWY/RWY HOLD POSITION:
Hold Short of Runway on Taxiway



RUNWAY BOUNDARY:
Exit Boundary of Rwy Protected Areas

Also ...

RWY/RWY HOLD POSITION:
Hold Short of Intersecting Runway



ILS CRITICAL AREA BOUNDARY: Exit Boundary of ILS Critical Area

8-APCH

RWY APCH HOLD POSITION:
Hold Short for Act on Approach



RUNWAY EXIT: Defines Direction & Designation of Exit Twy from Rwy

ILS

ILS HOLD POSITION:
Hold Short of LIS Critical Area



Also ... **TWY DIRECTION:** Defines Direction & Designation of Intersecting Taxiway(s)



NO ENTRY: Identifies Paved Areas Where Aircraft Entry is Prohibited



OUTBOUND DESTINATION:
Defines Directions to Take-Off Runways



TAXIWAY LOCATION:
Identifies Taxiway on Which Aircraft is Located



INBOUND DESTINATION:
Defines Directions for Arriving Aircraft



RUNWAY LOCATION:
Identifies Runway on Which Aircraft is Located



TAXIWAY ENDING MARKER:
Identifies Twy Does Not Continue

4

RUNWAY DISTANCE REMAINING: Identifies Runway Length Remaining



DIRECTION SIGN ARRAY:
Identifies Location in conjunction with Multiple Intersecting Taxiways

Read back instructions to enter a runway, "hold short," or "position and hold." Read back ENTIRE instruction!

If in Doubt, **ASK!**

ATCT Light Gun Signals

Color and Type of Signal

Aircraft on the Ground

STEADY GREEN



Cleared for Takeoff

FLASHING GREEN



Cleared to Taxi

STEADY RED




STOP

FLASHING RED



Taxi Clear of the Runway in Use

FLASHING WHITE



Return to Starting Point on Airport

ALTERNATING RED/GREEN



Exercise Extreme Caution

Elevated Guard Lights Hold Short



In-Pavement Guard Lights Hold Short

Help Prevent Runway Incursions!